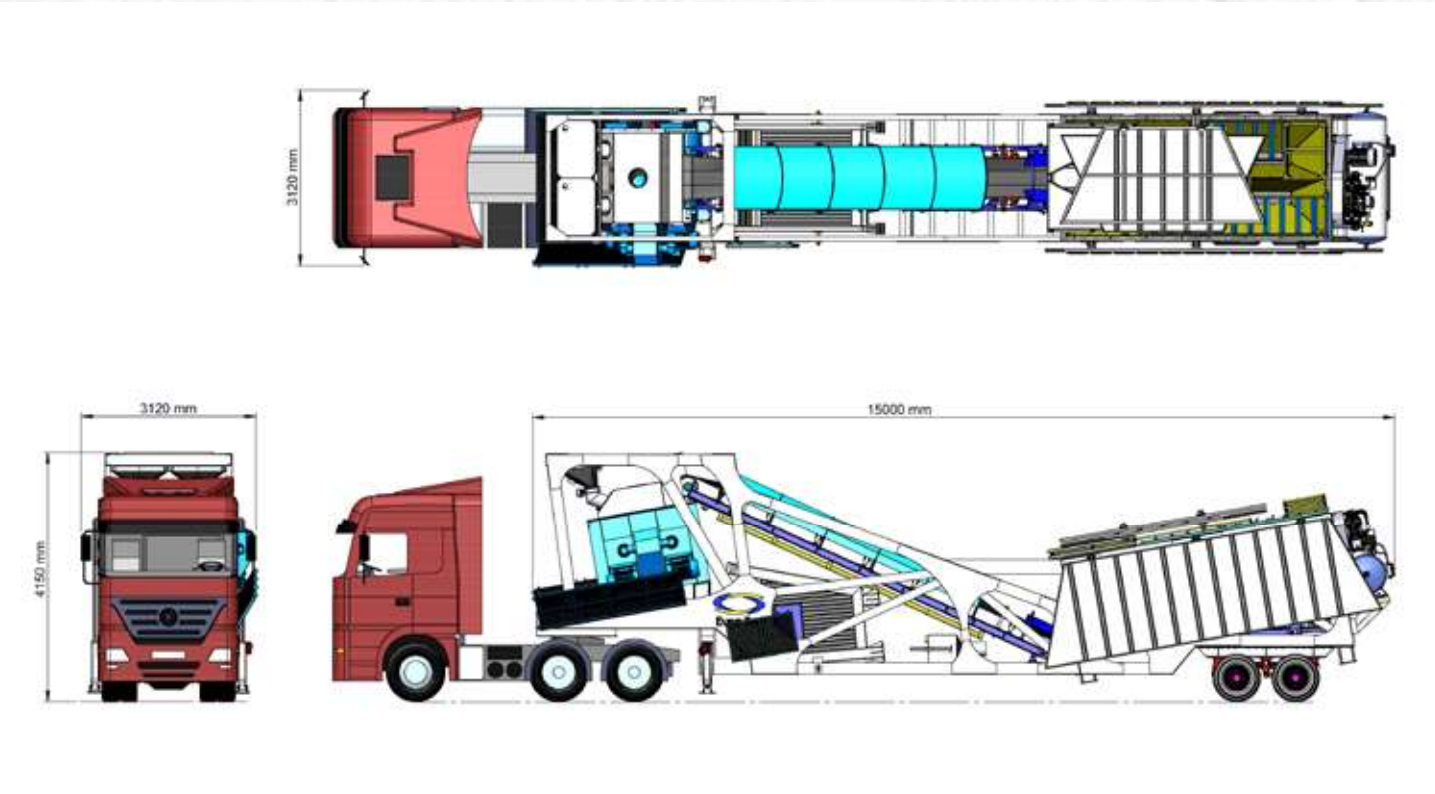


# MOBIQUICK

## MOBILE CONCRETE BATCHING PLANT



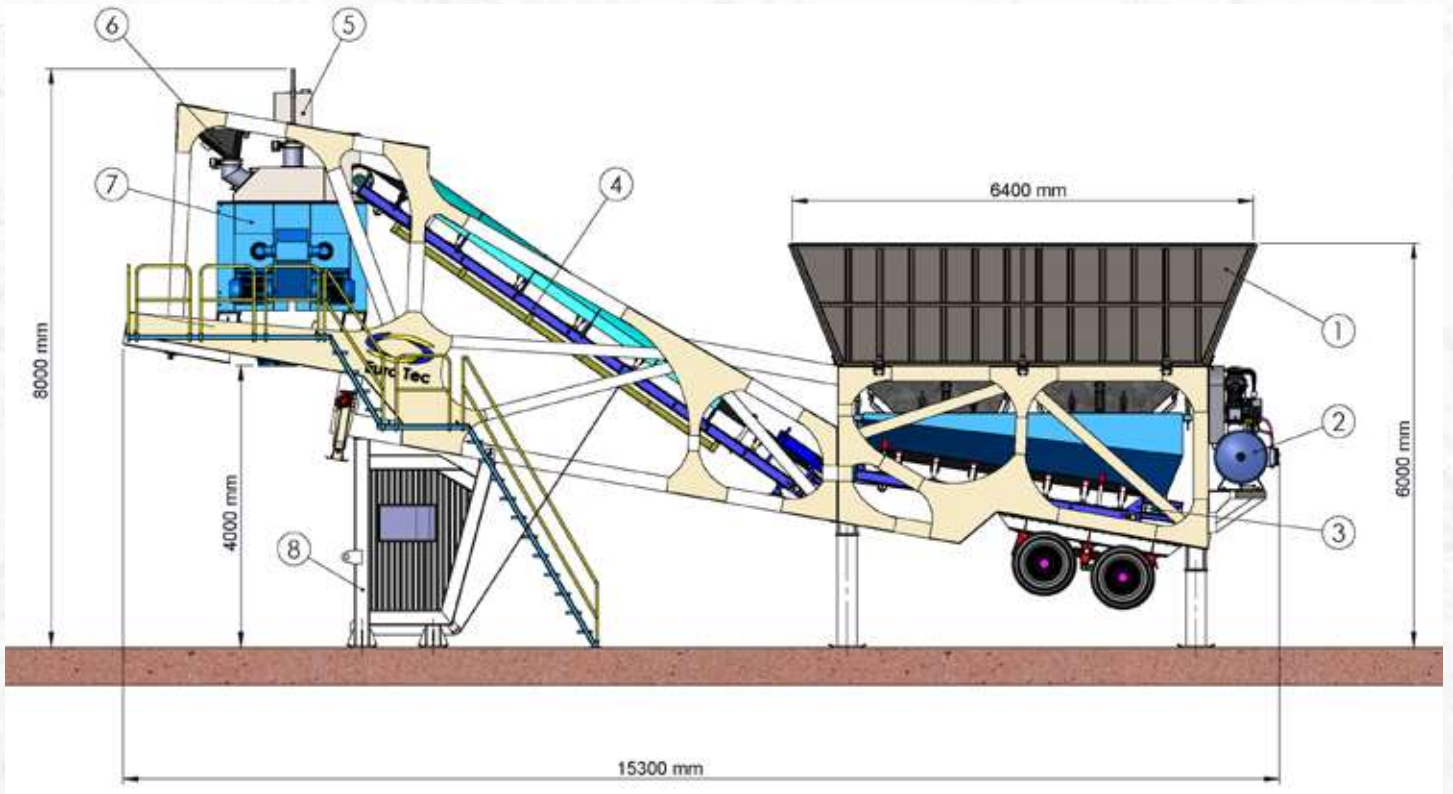
# MOBILITY



# MODULARITY



## MAIN COMPONENTS




- |                      |                    |
|----------------------|--------------------|
| 1 Aggregate Hopper   | 5 Water Tank       |
| 2 Air Compressor     | 6 Weighing Hopper  |
| 3 Aggregate Conveyor | 7 Twin-shaft Mixer |
| 4 Auxiliary Conveyor | 8 Control Room     |

## FEATURES

- Modular structure
- The module is equipped with built-in chassis
- Belt-type conveyor system
- 100% European-made electronic weighing system
- Built-in water pump and air compressor
- 100% European-made twin-shaft compulsory mixer
- Fully computerised electrical control system

## ADVANTAGES

- Easy transportation and relocation
- Quick installation and dismantling
- Efficient conveying system
- High accuracy and proportioned weighing
- High performance reliability of components



# TECHNICAL SPECIFICATIONS

MODEL	MOBI60	MOBI90
<b>PRODUCTION RATE</b>		
Hourly Production Rate *	60 m <sup>3</sup> /hr	90 m <sup>3</sup> /hr
<b>STORAGE CAPACITY</b>		
Aggregate Storage	4 x 8 m <sup>3</sup> (32 m <sup>3</sup> )	4 x 8 m <sup>3</sup> (32 m <sup>3</sup> )
Water Weigher	375 ltrs	650 ltrs
Cement Weigher	750 ltrs	900 ltrs
Additive Weigher	2 x 12 ltrs	2 x 12 ltrs
<b>TWIN-SHAFT MIXER</b>		
Mixer Power	2 x 18.5 kW	2 x 37 kW
Hydraulic Unit Power	1.5 kW	3 kW
<b>BELT CONVEYOR</b>		
Aggregate Conveyor		
Belt Width	750 mm	750 mm
Drive Power	7.5 kW	7.5 kW
Auxiliary Conveyor		
Belt Width	750 mm	900 mm
Drive Power	11 kW	15 kW
<b>AIR COMPRESSOR</b>		
Air Receiver	200 ltrs	270 ltrs
Compressor Drive	4 kW	5.5 kW
Rated	514 ltrs/min	798 ltrs/min
<b>PLANT TRANSPORT DIMENSIONS</b>		
Length	15 m	16 m
Width	3.12 m	3.12 m
Height	4.15 m	4.15 m

\* Theoretical output capacity

Note: Rights for improvement and alteration to specifications above reserved. Errors and omissions excluded.



**LINTEC & LINNHOF CONCRETE PTE. LTD.**  
(Formerly Lintec Concrete Technologies Pte. Ltd.)

71 Tech Park Crescent, Singapore 638072.  
Tel: +65 6861 8770 | Fax: +65 6863 3811  
Email: [info.llc@lintec-linnhoff.com](mailto:info.llc@lintec-linnhoff.com) | Web: [www.lintec-linnhoff.com](http://www.lintec-linnhoff.com)